

New Windchill PLM What to Expect ?

Introduction for Suppliers
Arnaud Soret

Similar Content

- The change of PLM system does not affect the content.
 - The type of documents that were accessible today in ENOVIA PLM:
 - Drawing
 - Datasheet
 - PPAP
 - SQP
 - ... will be accessible in the new Windchill PLM system.
- We also have the possibility to submit RFQ and receive quotes within Windchill, but this feature will not be used immediately.



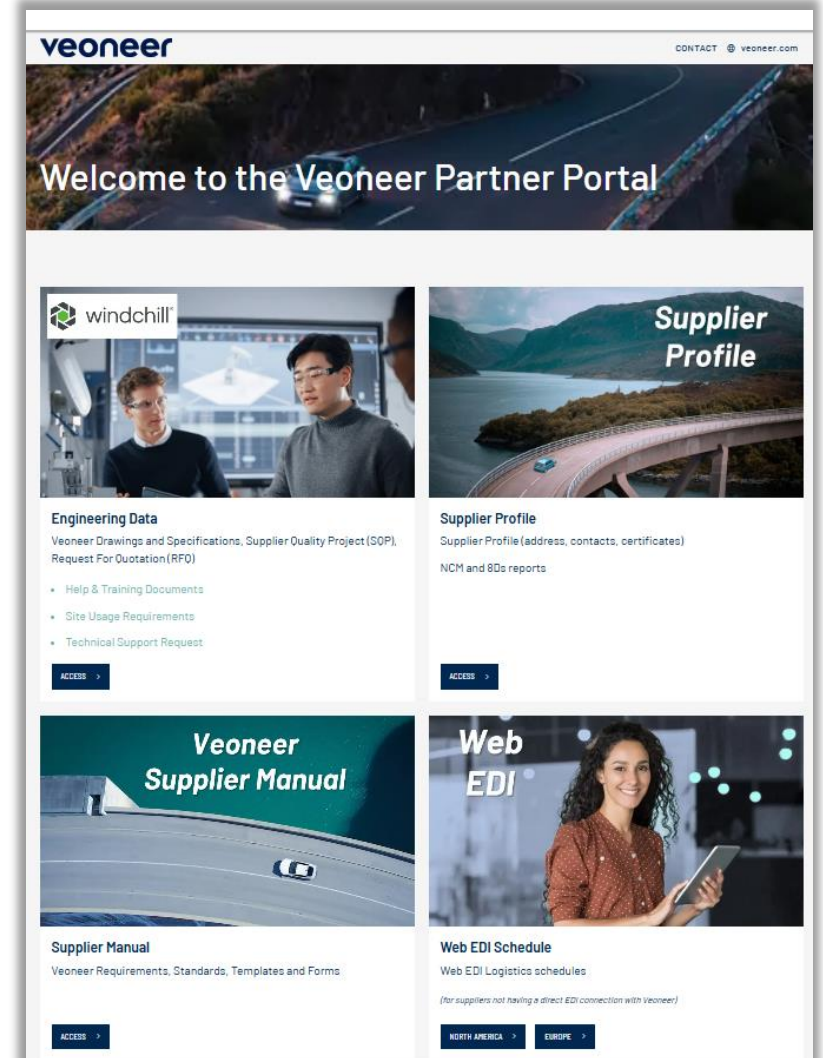
System Access

The access to Windchill PLM is slightly different from what we have today

- There is a new **Veoneer Partner Portal (VPP)** website where you could find the 4 different applications that were previously accessible from VPP:
 - **Engineering Data (Windchill)**
 - **Veoneer Supplier Manual**
 - **Supplier Profile**
 - **Web EDI**
- We have implemented **Single Sign-On (SSO)** for Supplier Users to access their Engineering Data & Supplier Profile.
 - Once you've completed the initial setup, you won't need a password anymore, just your email address as login.
 - Veoneer Supplier Manual is now in Free-Access for everyone.
 - Web EDI still requires specific credentials.
- To further enhance security, we are introducing **Multi-Factor Authentication (MFA)**.
 - This additional layer of security will help protect your account and ensure that only authorized users can access the system.

New Veoneer Partner Portal

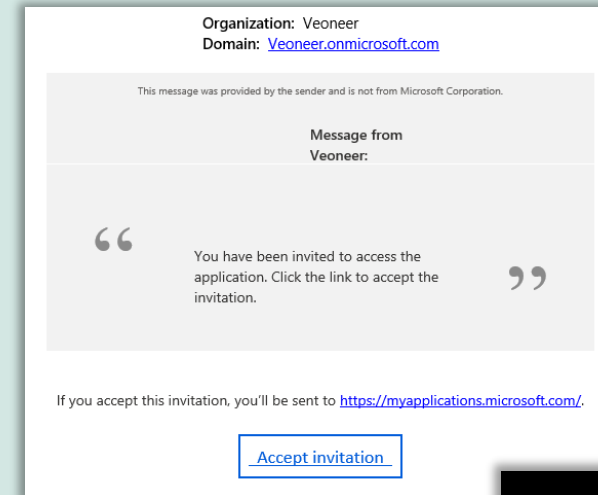
<https://partner-portal.veoneer.biz/>



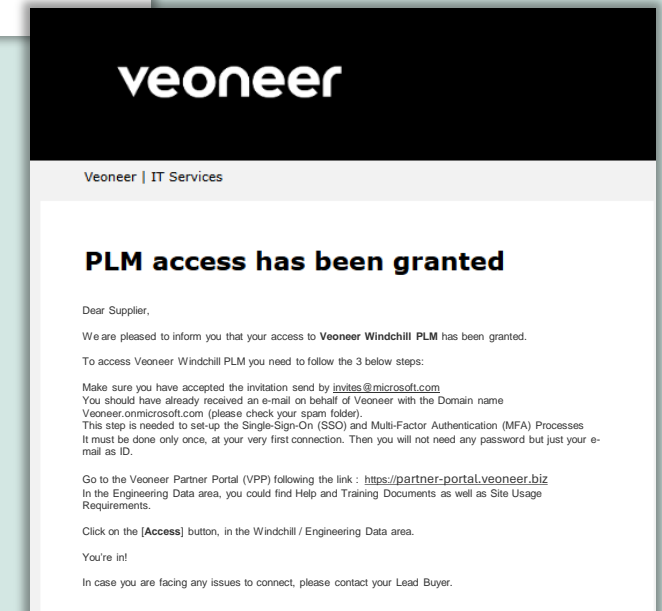
Limited Number of Users

- By default, they are **3 licenses** per supplier ID.
 - Would you need more accounts, please reach out to your Lead Buyer
 - Company size/set-up/constraints will be considered to eventually set-up additional users.
- Veoneer Team already identified several Supplier Users for each supplier.
 - Supplier Users will receive an invitation by end of April from invites@microsoft.com
 - This 1st step is required to set-up your profile in our **Access Management System**.
 - You can then define your preferred authentication method (phone, ...) for MFA.
 - If you need urgently an account and you have not received any invitation by April 30th, check you SPAM folder (!) and then contact your Lead Buyer.
 - Even if their account is ready in the Access Management Systems, Supplier Users won't have any access to Data in Windchill PLM prior Go-Live.
 - Supplier Users will receive a 2nd e-mail from Veoneer IT Service Desk veoneer@service-now.com
 - To inform Supplier Users that **Access to Windchill PLM is granted**.
 - Then to access PLM, go to the VPP: <https://partner-portal.veoneer.biz>
 - Click **Access** button in the Windchill/Engineering Data area (after Go-Live)

1. Invitation sent from invites@microsoft.com

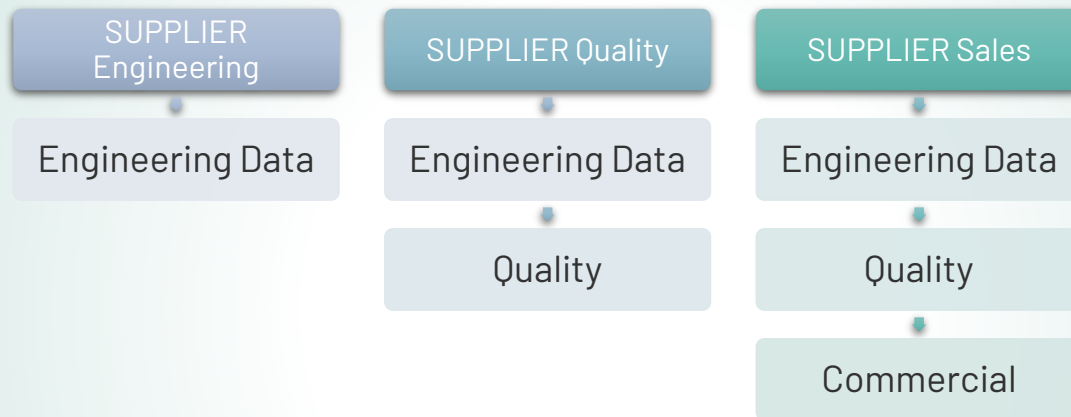


2. Mail from Veoneer IT veoneer@service-now.com



3 different roles for Supplier Users

- To segregate accesses within your company, each user can have 3 different roles in Windchill PLM:



- **'Sales'** can access everything, including RFQ and Quotes
- **'Quality'** can access PPAP/SQP on top of Engineering Data but can't see Commercial items
- **'Engineering'** can access Engineer Data but can't see Quality or Commercial items

- Roles have been defined according to information received from your company some month ago.
- Contact your Lead Buyer if you need to change your role.



Self-Training material

- We prepared comprehensive training materials to help you get acquainted with the new Windchill PLM system.
- Introductory training deck with video demos is available in the Veoneer Partner Portal (VPP).
- Live Training sessions may be organized, upon specific request.
- Post Go-Live, we will provide dedicated support to assist you with any questions or issues you may encounter.



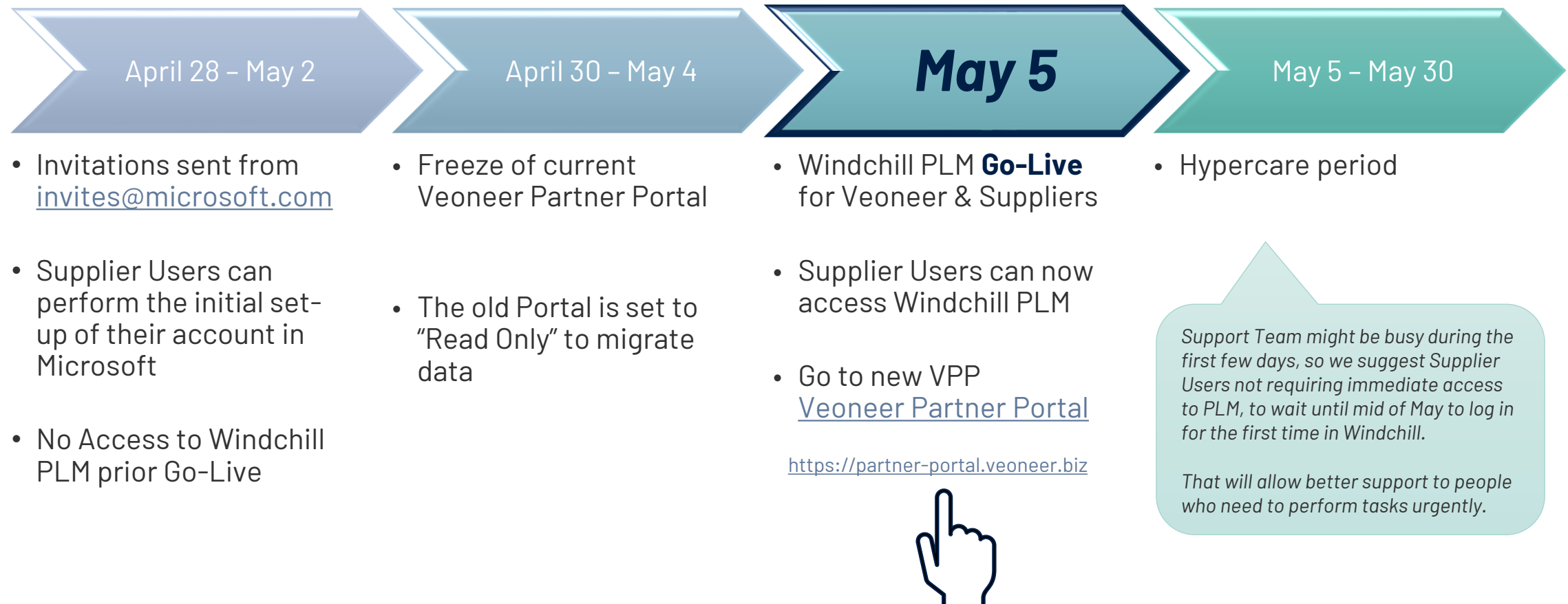
windchill®

Engineering Data
Veoneer Drawings and Specifications, Supplier Quality Project (SQP),
Request For Quotation (RFQ)

- [Help & Training Documents](#)
- [Site Usage Requirements](#)
- [Technical Support Request](#)

ACCESS >

Key Dates





veoneer

Protect Everyone
in Every Crash.